



GUFC First Quarterly Program to feature Dr. Michael Dirr, Dan Whitehead on Best Trees for Urban Landscape and Sustainability

Renowned horticulturist Dr. Michael Dirr will speak at GUFC's First Quarterly Program on January 22, 10 a.m. to noon, at Athens' Classic Center in conjunction with the GGIA Wintergreen Show. Dr. Dirr will present an hour on the newest and best trees for the urban landscape. His *Manual of Woody Landscape Plants* and his *Reference Manual of Woody Plant Propagation* are leading guides for the landscape and nursery industry.

During the second hour, horticulturalist and CPE Dan Whitehead of Moon's Tree Farm, will speak on sustainability in the urban forest involving design elements and advancements in the nursery industry.

Registration for this program is \$40 for members and \$65 for non-members (\$50 for members and \$75 for non-members after January 7). A trade show badge is included with registration. Fees include new membership for non-members. CEUs for International Society of Arboriculture and Society of American Foresters will be available. Professional Development Certificates will be available to all. To register go to www.ggia.org or call 888-GET-GGIA.

WINTER 2009 CALENDAR

Advanced Fundamentals of Tree Appraisal

February 11

8:30 a.m. to 4 p.m.

Macon Museum of Arts and Sciences, 4182 Forsyth Road, Macon 31210

Instructors: Jesse Milton, President, Onebark, Certified Master Arborist
 Rob Swanson, President, Specimen Tree, Certified Arborist

Participants will review the common methodologies available to tree appraisers, and delve into how these methodologies apply to real-world scenarios. Topics will include tree appraisal theory, review of common alternative methods, unusual circumstances, and development of the value premise. Both beginners and more advanced students will benefit.

\$100 members, \$110 non-members

Lunch provided. CEUs for ISA and SAF available. Certificates of attendance available for all.

Basic Tree Care Workshop

February 20

8:30 a.m. to 4 p.m.

Dalton Utilities Conference Room, 1200 VD Parrott, Jr. Boulevard, Dalton 30722

Instructor: Kris Thomas, Landscape Director, City of Dalton, Certified Arborist

Learn about tree planting, young tree management, and mature tree management.

\$75 members, \$85 non-members

Lunch provided. CEUs for ISA and SAF available. Certificates of attendance available for all.

To register for these workshops, please use the form on **page 7**.

Basic Tree Care Workshop

February 25

8:30 a.m. to 4 p.m.

Woodbine City Hall, 310 Bedell Avenue, Woodbine 31569

Learn about pruning young trees, invasive species in South Georgia, cool season tree planting and pruning, hazard tree evaluation, urban forest management, and the St. Simons Tree Ordinance Experience.

Instructor include: Jerry Holcomb, Consulting Arborist; Chip Bates, Forest Health Specialist for the Georgia Forestry Commission; Shannon Baughman, Arborist Representative for Bartlett Tree Experts; Robbie Edalgo, Camden County Extension Agent; Dr. Don Gardner, UGA Cooperative Extension, Glynn County; and Daniel Westcot, Community Forester, Georgia Forestry Commission.

\$75 members, \$85 non-members

Lunch provided. CEUs for ISA and SAF available. Certificates of attendance available for all.

President's Letter



I am writing to you as a soon-to-be Past President. It has been a pleasure to serve in such a humbling capacity. This great organization stands at the top of my list of professional groups for its joyful appreciation of individuals and the development of personal relationships. Four years ago when I was asked to become a member of the board of directors, I was awestruck. The people I had always revered were now sitting across the table together shaping the year to come. I now had an opportunity to offer suggestions for the benefit of my fellow GUFc members. The encouragement and concern for the development of GUFc that each individual brought to the table was incredible. I've always been thankful for the professional development that GUFc had given to my Tree Board, colleagues, and Public Works department. It was with great gladness that I had the opportunity to give something back to GUFc in return for the opportunities that I fortunately have received.

In the future you may be asked to serve on the Board of Directors. If this arises, I hope you embrace and relish the opportunity, and impact this terrific field as the horizons are ever changing. We need people with bold ideas. Innovative ideas are the drive wheels in this locomotive of Urban Forestry. You catalyze the energy needed to propel our field to meet the challenges we are confronted with. We serve in a complex, shifting platform of serving the forests and man. I quote American Forests' Gary Moll who said, "For us to survive we must learn to connect the human environment with the natural environment." This is what we are responsible to pursue. We must find better ways to collaborate with those that design for the development of the human environment and to communicate clearer the impact we've had the past 125 years with mass transport and communication. We are working toward that and we will succeed.

I turn the reins over to one of the brightest stars in our crown. Eric King is our President for 2009. He is another reason we will succeed. His sense of leadership coupled with tremendous communication skills gives us a strong, able force that will bring to GUFc great ideas and sweat equity. I thank Eric for his commitment to GUFc and I'm glad to count him as my friend. Continue to support Eric and the directors of GUFc. They are committed to delivering the finest urban forest organization in the world. I thank you for your commitment and I am glad to count you as my friend.

Keep your canopies ever expanding, **Kris Thomas**

Funds for this project were provided by the Urban and Community Forestry Assistance Program administered by the Georgia Forestry Commission. The U.S. Department of Agriculture (USDA) prohibits discrimination in all its programs and activities on the basis of race, color, national origin, gender, religion, age, disability, political beliefs, sexual orientation, and marital or family status. (Not all prohibited bases apply to all programs.) Persons with disabilities who require alternative means for communication of program information (Braille, large print, audiotape, etc.) should contact USDA's TARGET Center at 202-720-2600 (voice and TDD). To file a complaint of discrimination, write USDA, Director, Office of Civil Rights, Room 326-A, Whitten Building, 14th and Independence Avenue, SW, Washington, DC 20250-9410.

From the Executive Director

The **Georgia Urban Forest Council** had an outstanding 18th Annual Conference and Awards Program in Augusta at the end of October. The weather was gorgeous, the Augusta Marriott was an excellent location, and great ideas were shared by all. Thank you to our speakers who came from near and far to keep us up-to-date on the latest in urban forestry research and education. If you were unable to attend the conference, look for the 2009 issue of SHADE magazine in your mailbox in late January. This issue is based on the "**Clean Water, Clean Air – Community Trees and a Healthy Ecosystem**" theme of the conference, with interviews with speakers such as American Forests' Gary Moll, who shared information on how the interaction of the Natural System and Human Network should be the focus in solving environmental problems. Look also for an interview with Ed Macie and Sharon Dolliver about urban forestry and the beginnings of the Council 20 years ago.

Looking ahead - we'll start 2009 out with "**What's New in Urban Trees**" from Dr. Michael Dirr at our First Quarterly Program at the Classic Center on January 22 (see page 1). Also, horticulturist Dan Whitehead of Moon's Tree Farm will update us on sustainability in the urban forest. Registration for this program is directly through GGIA by visiting www.ggia.org or calling **1-888-GET-GGIA**. In February, we're offering two Basic Tree Care Workshops and an Advanced Fundamentals of Tree Appraisal class. GUFc will again will be all around the state in 2009, so I'm sure we'll be at a location near you! Look for the registration form for these classes in this issue of Tree Talks or at www.gufc.org.

Keep in touch and send me your urban forestry news - we'd love to share it with our readers! Be sure to look for photos of GUFc's 2008 Excellence in Urban Forestry award recipients in the Spring issue of Tree Talks.

Wishing you a happy holiday season, **Mary Lynne Beckley**

Urban Forestry Strike Team in Baton Rouge

On September 23, Georgia Forestry Commission Community Foresters **Daniel Westcot** and **Gary White** headed to Baton Rouge, Louisiana as members of an Urban Forestry Strike Team deployed to evaluate damage done by Hurricane Gustav. The storm hit the coast of Louisiana on September 1 and continued north through Baton Rouge, leaving behind a swath of damaged property and trees.

The first order of business following a hurricane is "search and rescue," and to restore power and water to impacted communities. After a few days, people are ready to clean up and rebuild, which is where the Urban Forestry Strike Team (UFST) steps in.

Urban foresters have worked with communities after disasters before, but this project was the first time that a trained group had been brought together, much like a group of first responders to a wildland fire. While the concept of estimating debris and evaluating individual trees is not entirely new, the ultimate goal of making a strike team part of a pre-planned disaster response is just beginning to prove its value. Ultimately, the UFST could become part of the Incident Command System, which is used to manage large fires and disaster response. **Dudley Hartel** and **Eric Kuehler**, with the U.S. Forest Service (USFS) Center for Urban and Interface Forestry, had worked in Louisiana and Mississippi after Hurricane Katrina, and had also evaluated post-ice storm damage to urban trees in Oklahoma. They recognized the need for a trained cadre of urban foresters who were also certified arborists that could respond quickly after a natural disaster to help evaluate urban trees.

The GFC's Westcot and White were able to attend the Urban Forestry Strike Team training that was held in Virginia in July, 2008. Certified arborists from several southern forestry agencies attended the three-day training event designed to help southern states respond to and recover from disasters such as hurricanes, tornadoes and ice storms. The area around Colonial Williamsburg was used for field exercises. Actual field data was then brought back to the Virginia Department of Forestry Training center in New Kent where storm damage maps were generated.

A primary goal of the UFST is to rapidly evaluate urban trees to determine if they present a hazard to the community and should be removed, or if they can be saved. As each tree is examined, it is logged in a data recorder that develops a map showing its location and how

much surrounding debris must be removed. The map and debris data allow the community to estimate costs and manpower necessary for this stage of clean-up. The data is invaluable as the community works with FEMA and contractors in their post-storm negotiations.

Westcot and White were sent to the hardest hit section of central Baton Rouge and began walking the streets to collect data. Their task was to note in a GPS data recorder the species and diameter of all public trees that were damaged or needed removal from the right-of-way. Any tree that was leaning more than 30 degrees was classified as a "leaner" and removal was recommended. Any tree with a major branch or split that showed heartwood and any tree that had lost more than 50% of its canopy were also recommended for removal. Branches with more than two inches still attached to the tree were classified as "hangers" and needed to be pruned. They also recorded the number of "hangers" in each tree. Additionally, any trees on private property that could impact public property were recorded. Stumps on public property that had more than 50% of the root plate exposed were recorded as well. Removals were marked with red paint, stumps were marked with two red dots, and trees to be pruned were marked with green paint. The purpose of the measurements and painting enabled the City Arborist and his crews to efficiently perform the recommended work when they returned.

White and Westcot walked an average of ten miles per day in the first few days. As they moved to less damaged neighborhoods, they drove between trees that needed to be recorded. They decided that walking was the preferred method of transportation, because when they drove they had to park, get out and then do their measurements. They could see the trees better when walking, but with the amount of ground that the team had to cover, driving was sometimes necessary.

At the end of 16 days, the Urban Forestry Strike Teams had covered more than 500 miles of streets, recorded 5,498 street trees, 1,882 park trees and 208 stumps. A map was generated that showed the location of all these trees and stumps and a written report detailed the species, size and recommended treatment for each of them. Everyone involved learned a great deal about how the process can be improved and streamlined. The deployment of the Urban Forestry Strike Team also demonstrated that the Southern States and the USFS can cooperate to do an efficient job of quickly determining tree damage following a storm.

Urban Trees and Tourism: Results of the Savannah, Georgia Survey

By Jinyang Deng, West Virginia University

The importance of linking forestry and tourism has long been recognized and studied in forest management, community development and tourism. However, little has been written specifically about urban forests' role in urban tourism development. In view of this, a three-year research project was awarded in 2007 to West Virginia University by the USDA urban forest program under the recommendation by the National Urban and Community Forestry Advisory Committee. Savannah, Georgia was chosen as one of two study areas (the other destination is Washington D.C.) for the project.

The WVU research team has conducted two visitor surveys and one scenic beauty assessment in Savannah since February 2008. The first survey examines urban forests' contribution to the city beauty, tourism experience, satisfaction, and destination loyalty. The second survey focuses on the importance and performance of specific attributes of urban forests relative to other urban tourism system components. As regards the scenic beauty assessment, several streets in the downtown National Historic

> Please see **PAGE 7**



Issue 6 of the Five Year Plan for Georgia’s Urban and Community Forests:

Design with Tree Longevity in Mind

Poor design and increased use of hardscape contributes to the loss of tree growing space and community forest decline because designers are not trained and educated in tree biology. We seek to create a tree design standard module for design professionals.

For this issue, let’s review an article written by University of Georgia’s Dr. Kim Coder on why trees need proper planting:

Plant Trees Right!

Kim D. Coder

Professor of Tree Health Care
Warnell School of Forestry and Natural Resources
The University of Georgia

Getting trees started correctly in your yard, along streets or in a park is critical to long tree life, easy care and low-cost maintenance. One way to ensure trees are planted correctly is to give them plenty of room to grow. Fruit trees, trees in landscape beds and specimen ornamental trees are grown for different reasons and are not planted the same way as shade and street trees. Here, we deal with shade and street tree planting.

Do not plant trees in spaces too small for their mature size. Do not put a large oak in a flower pot unless you can provide intensive maintenance and care. When little follow-up care and maintenance is planned, the best thing for trees is to provide them with plenty of space. It is critical to provide adequate space for rapidly expanding root systems. Trees with large areas in which to grow have the best chance of being healthy and long-lived, and of developing few problems. The amount of space required varies with soil conditions, site stress levels and species of tree (Figure 1).

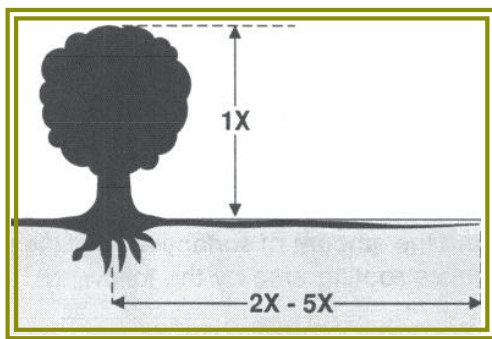


Figure 1. The above-ground portions of a tree occupy less space than the below ground portions.

Planting Procedures

There are a number of planting procedures that help ensure proper tree establishment. Good planting allows a tree to colonize a site and positions tree roots where they can grow well. The soil environment must contain adequate space and provide essential materials to the roots or the tree will die. Planting is the first step in a root management program that leads to long and healthy tree life. A well-planted tree is a great asset to the people who own it and live around it.

Site Selection

Select the area for planting based upon the growth characters and biology of the tree species, the size of area the tree will occupy when mature, the presence of potentially damaging conditions (like overhead or underground utility lines), and functional and aesthetic design, in that order. Thousands of trees die every year when tree biology is an afterthought rather than part of the design process.

Rooting Space

The amount of rooting space needed by a tree depends primarily upon its mature size, the expected lifespan given the amount of stress the tree will be under and management input. Other considerations include soil texture, aeration of the soil and the amount of surface area of the soil open to the air. Calculate rooting area by the following:

Step 1: Estimate what the future size of the tree trunk at 4½ feet (Diameter Breast Height; DBH) above the ground will be, based on an expected life span of:

Tree Age	Site Stress Levels	Example Areas
7 years	extreme stress	downtown areas and parking lots
15 years	moderate stress	streets along residential areas and in intensive-use parks
25 years	low stress	yard trees

Step 2: Expected DBH (in inches) × 2.0 = side dimension of a square planting space (in feet) or Expected DBH (in inches) × 2.25 = diameter of a circular planting space (in feet) (Calculations based on 60 ft² basal area optimum - 750 ft² per foot of cross-sectional area.)

Example

A 3½-inch DBH oak tree along a city street is growing in a very stressful site. Expected diameter (DBH) in seven years is five inches. The amount of rooting space you should provide today when planting this tree would be a good 10 × 10 foot square area or a 11.25-foot diameter

circular area. (5 inch DBH x 2.0 = 10-foot square rooting area or 5 inch DBH x 2.25 = 11.25-foot diameter circular planting space).

Planting Area Treatment

The planting site comprises an area at least two to three times the diameter of the calculated root spread of the tree to be planted. If possible, the entire planting site should be tilled or spaded as deep as possible (at least eight inches). On badly compacted sites, sub-soiling, aeration and deep tilling (16 inches deep) may be required.

The soil of the planting site needs to be broken up and aerated. Tilling or spading the planting site will allow tree roots to effectively colonize the site and will inhibit competing plant roots. Do not incorporate organic materials such as peat or manure into the soil. Organic amendments should be added as mulch. Do not add materials that will change soil texture because this disrupts soil water movement. Do not till or dig in areas where other tree roots already exist.

To determine the level of essential elements, pH and potential productivity of a soil, perform a soil test. Soil pH should be between 5.8 and 7.0 for most native trees. Dolomitic limestone can be added to raise pH in highly acidic soils (low pH). A high soil pH (such as in cement wash areas) leads to elemental shortages.

In areas where rooting is limited and tilling is not possible, it is important to provide as much soil space for tree roots as the site permits. Allow as many square feet of open soil surface as possible in tree wells, containers, parking lot areas or tree lawns. Ideally, at least 100 square feet of open soil surface is needed for healthy trees. This amount of space is not available for most sidewalk/street trees, so as much space as possible should be provided. Remember, trees with limited rooting areas will need more care and have a shorter life span than trees with large soil areas in which to grow.

The purpose of tilling the entire planting site is to encourage tree roots to effectively colonize the native soil beyond the edge of the root ball or planting hole. Many trees perish because they cannot grow into the native soil surrounding the planting hole. These trees sit in an area from which they cannot escape and which cannot provide them with essential materials needed for long life (Figure 2).

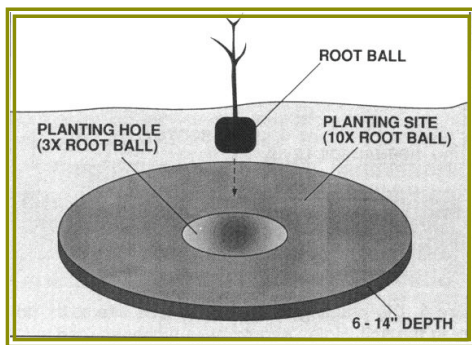


Figure 2. Till or break up soil over the entire planting site to encourage tree root growth.

Hole Shape

The actual planting hole, placed in the middle of the planting site, should look like Figure 3. One feature of the hole is a compacted soil pedestal

in the bottom of the hole, upon which the root ball rests. This soil pedestal can be strongly compacted with your foot because the roots are going to grow outward, not downward. The pedestal will encourage root spreading.

Position the tree to rest at the same level in the soil as it did in the nursery. You can tell where the old soil level was by looking at the stem base. In heavy-textured soils (clays) it is better to plant trees one inch too high than one inch too low.

The second feature of a planting hole is the steeply slanted sides. Planting hole sides should never be vertical (straight up and down), but they should be slanted at least 45 degrees from the ground surface. Slanted hole sides allow and encourage roots to spread out and grow into native soil. In limited rooting areas, slanted hole sides can help prevent the tree from becoming pot-bound in the hole (Figure 3).

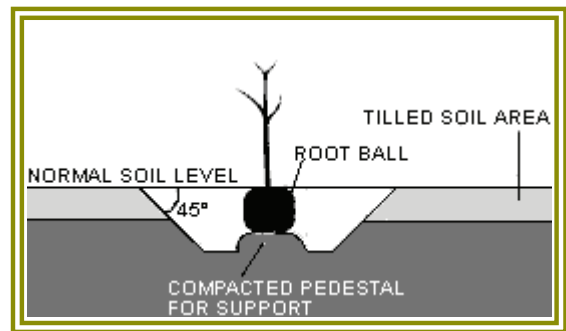


Figure 3. Dig planting holes so the tree sits at its normal level in the soil. Holes should have highly slanted sides.

Hole Size

The diameter of the planting hole should be at least three times the diameter of the root ball. The hole must be large enough to allow for proper root growth and distribution. Do not bend or pack roots into a hole that is too small. In limited root areas, a properly dug hole is the best gift you can give a tree.

Tree Placement

Now that the hole has been dug properly and the depth measured to ensure the tree will be planted at ground level and at the same depth at which it grew in the nursery, planting can begin. Do not put water into the hole before the tree is planted. Instead, water the root ball heavily before planting.

Remove the tree from all bindings, ties, wires, burlap or other wrapping. For larger trees, remove all ties and as much packaging material as possible. Do not leave trees in wire baskets or surrounded by any other kind of material or fabric. Any materials left surrounding the tree will disrupt root growth and affect long-term root distribution.

Tree Planting

Tree roots should not be exposed to full sunlight and air for more than a few seconds. Immediately upon opening the container or wrapping, use your fingers to gently pull the outer roots away from the root ball. Gently break up and disrupt the nursery soil around the roots. Place the tree in the hole and carefully backfill with the native soil. Do not add any type of soil amendment or fertilizer to the native soil fill or the hole.

Do not change soil texture. Changing soil texture by amending the soil or by layering different materials in the planting hole disturbs water movement and holding capacity within the soil. Never put gravel, straw or an organic amendment layer below the soil surface. Buried layers of radically different textures can cause saturated soil conditions that will drown roots, so never add anything that will change the native texture of the soil.

Try to keep the roots in roughly their original orientation. Do not sharply bend, abrade, or twist roots. Pull apart or cut roots that are closely surrounding or girdling the stem base. Plant trees with their roots spread horizontally rather than downward.

Snugly pack the soil around the roots. Eliminate large air pockets but do not tamp or compact the soil. Roots must have close contact with the soil in order to function properly. After the tree is planted, extensively water the entire planting site to help settle the soil and minimize large air pockets. Watering helps establish connections between the tree and the soil-water system of the site.

Tree Care

Care At Planting

If you have purchased a high-quality tree from a reputable nursery, pruning and fertilization will not be needed for the first full growing season. Trees need time to react and adjust to the new growing site. You should not add fertilizers, especially ones high in nitrogen, or do any pruning except for removal of declining or dying branches. After the first growing season, a conservative fertilization program based upon soil testing, and a properly managed branch training program can be instituted.

Never apply fertilizers at rates based upon tree trunk size (diameter inches). Instead, use fertilizer application rates dependent upon open soil rooting space. In limited rooting areas fertilizer will need to be split into several separate applications.

Mulching

Mulching is nearly essential to the successful growth of young trees. Mulch helps conserve soil water, moderates soil temperatures, inhibits other competing plants, and acts as a barrier between trees and landscape machines. Mulch should cover an area at least two times larger than the planting hole. Larger mulch islands can greatly reduce competition and maintenance problems, so do not mulch out to the edge of the planting hole and stop. Try to encourage roots to grow into the native soil by mulching larger areas.

Water Rings

Water rings are basins of soil built-up around the tree to help with water infiltration. Because they can disrupt proper root system development, generally they should not be used. In cases of severe maintenance, topography or soil infiltration problems where you must build a water basin around a tree, build it well beyond the edge of the planting hole.

The water basin should never be smaller than or the same size as the planting hole. Water rings should be destroyed by the end of the second growing season.

Staking and Guying

Most new trees, if properly grown and cared for, do not need to be staked. If the tree is in a high wind area, staking and guying can be beneficial to prevent catastrophic damage. Any stakes that you put into the ground should, if they are close enough to be in the root ball area, be driven through the root ball and into the native soil for good support.

A small tree must be able to move in the wind and flex from its base for proper development. Never tighten a tree between two or three stakes. Never use wire even if the wire is inside garden hose, foam or other protective devices. Instead, use flexible materials. Under best management, staking and guying materials should never touch the tree but should be attached only to the stakes.

Stakes and guys are used to prevent the tree from falling over as a result of root ball slippage in high winds. They are not to prevent the tree from moving in normal winds. After three to five years, remove all stakes and guys on young trees. Extremely large trees may require staking and guying for a much longer period to ensure that roots are becoming established and can carry the full weight of wind loading.

Competition

Do not establish additional plants such as azaleas, ground covers, turfgrass or annuals around a tree. Use mulch to minimize interference from competition and allelopathy. Interference from other plants stresses a tree and makes other stressful conditions (drought) worse. If it is essential to establish additional plants around a tree, wait until the tree is well established (three to seven years old).

Conclusions

Plant trees correctly and they will provide you with a host of values over a long life. Poor planting leads to stress, pest and growth problems that ruin even the best planting material.



Robert Farris Named Director Of The Georgia Forestry Commission



On August 6, 2008, Governor Sonny Perdue announced Robert Farris as the Director of the **Georgia Forestry Commission (GFC)**. The Director is responsible for all programs of the state forestry agency including oversight of all personnel. The GFC has 675 employees and an annual budget of approximately \$40 million.

The commission board approved Farris, upon recommendation from Governor Perdue.

Farris has served as Interim Director of the Georgia Forestry Commission since December 2006. Farris oversees the state agency's leadership, service, and education of Georgia's forest resources. Since joining the

GFC in 1985, Farris has served as District Forester in Milledgeville, Statewide Training Coordinator, and Associate Chief of Protection. He has earned the GFC Director's Award for Outstanding Leadership and the Governor's Award for Outstanding Service. Farris holds a Bachelor of Science degree in Forest Resources from the University of Georgia. He is a Georgia Registered Forester, a Georgia Certified Prescribed Burner and a Georgia Certified Pesticide Applicator. He is a member of the Society of American Foresters, in which he has served a number of leadership positions, and is a member of the Georgia Forestry Association. He and his wife, Beverly, have four children.

Urban Trees and Tourism: Results of the Savannah, Georgia Survey

> continued from **PAGE 3**

District were videotaped and their scenic beauty was assessed using the CART (Continuous Audience Response Technology). The following are brief findings from the February survey.

A total of 306 visitors were approached at the Savannah Visitor Information Center and the riverfront in February. Half of them were willing to participate in this study and completed the questionnaire, resulting in a response rate of 50.0%. The majority of participants (72.6%) came to Savannah for leisure. Approximately 74.1% of respondents have either visited parks/gardens or squares as opposed to 78.8% of respondents having visited historical sites in the city. In addition, 71.1% of those respondents who reported having visited historical sites also visited gardens or squares. On a percentage scale ranging from 0 to 100, urban forests contribute 69.9%, 67.8%, 69.6% and 66.1%, respectively to the city's beauty, image, attractiveness, and visitors' tourism experience. In addition, urban forests explain 54.7% of reasons for visiting the city and were ranked the second among the eight attributes after historical sites.

Urban forests not only functioned as a main attractor for the city, but also served to complement other attractors. For example, it can be seen from the above findings that historical sites were ranked number one in terms of importance and were visited the most. Thus, visiting historical sites could be the primary reason for the majority of respondents; however, 71.1% of those respondents who reported having visited historical sites also visited gardens or squares. This indicates that urban forests are also a must-see attribute for most visitors who were motivated to visit the city mainly by its historical attractions. As one visitor noted, "The trees are an important part of Savannah and are what makes the city so beautiful along with the architecture. It would not be the same city without them nor would they attract tourists without them."

In order to have a whole picture of urban forests' role in the city's tourism development, more surveys and scenic beauty assessments will be carried out in Savannah in November 2008 and in January and March 2009.

GUFC WINTER TREE WORKSHOPS Registration Form

Name _____
 Organization _____
 Address _____
 City _____ Zip _____
 Phone _____ Fax No. _____
 E-mail _____

I prefer a vegetarian lunch.

Please register me for:

- February 11, 2009 – Macon
 ADVANCED FUNDAMENTALS OF TREE APPRAISAL
 \$100 members, \$110 non-members. Lunch provided.
- February 20, 2009 – Dalton
 BASIC TREE CARE WORKSHOP
 \$75 members, \$85 nonmembers. Lunch provided.
- February 25, 2009 – Woodbine
 BASIC TREE CARE WORKSHOP
 \$75 members, \$85 nonmembers. Lunch provided

Payment:

- Check
- VISA MasterCard

Amt. Charged: _____

Card No. _____

Expiration Date _____

Name as it appears on card _____

Signature _____

Return this form to:

Georgia Urban Forest Council
 315 W. Ponce de Leon Avenue, Suite 554
 Decatur, GA 30030-2400
 FAX: 404-377-0480



At this year's opening reception for the GUFCA Annual Conference, Susan Reisch presented

Sharon Dolliver with a beautiful iron tree sculpture. Sharon has retired after 32 years with the Georgia Forestry Commission and is co-founder of the Georgia Urban Forest Council.



Printed on Recycled-content paper

GEORGIA URBAN FOREST COUNCIL 2009

OFFICERS

- President **Eric King**, Sandy Springs
- President-Elect **Rusty Lee**, Cumming
- Past President **Kris Thomas**, Dalton
- Secretary **Kristina Eicher**, Alpharetta
- Treasurer **Scott Souder**, Atlanta

GUFCA BOARD OF DIRECTORS

- Bill Alexander Woodbine
- Jamie Arrington Fayetteville
- Preston Duffie Evans
- DeAnn Fordham Atlanta
- Eric Gansauer Columbus
- Stephen Johnston Tucker
- Rusty Lee Cumming
- Bob Lazenby Gray
- Joe Lowery Augusta
- Ray Probart Clayton
- Gary Wilkens Grayson
- Warren Williams Newborn
- India Woodson Snellville

EX OFFICIO

- Executive Director **Mary Lynne Beckley**
- Georgia Forestry Commission **Susan Reisch**
- GFC Partnership Coordinator **Joan Scales**

WINTER 2009

Georgia Urban Forest Council, Inc.
315 W. Ponce de Leon Ave., Suite 554
Decatur, GA 30030



non profit org
U.S. Postage
PAID
Decatur, GA
Permit No. 300